

**M.L. 2025 Environment and Natural Resources Trust Fund (ENRTF) Proposals Summary
LCCMR 2025 RFP**

Process for M.L. 2025

As of March 27, 2024, the Legislative-Citizen Commission on Minnesota Resources (LCCMR) received 214 proposals requesting a total of approximately \$183 million. The amount available for appropriation from the Environment and Natural Resources Trust Fund (ENRTF) is approximately \$90 million. This RFP process is for FY 2026 funds that become available beginning July 1, 2025.

The LCCMR reviews and evaluates all proposals against their ten adopted evaluation criteria. On June 10, members will select a subset of high-ranking proposals to invite for presentation before the LCCMR on June 20, 21, 26, 27, and 28, in order to receive further consideration. On July 31, the LCCMR will meet to make final selection and funding allocation decisions. In late 2024, the commission will meet to approve appropriation bill language for these projects that will be presented to the 2024 Minnesota Legislature as the official LCCMR recommendations for spending from the ENRTF.

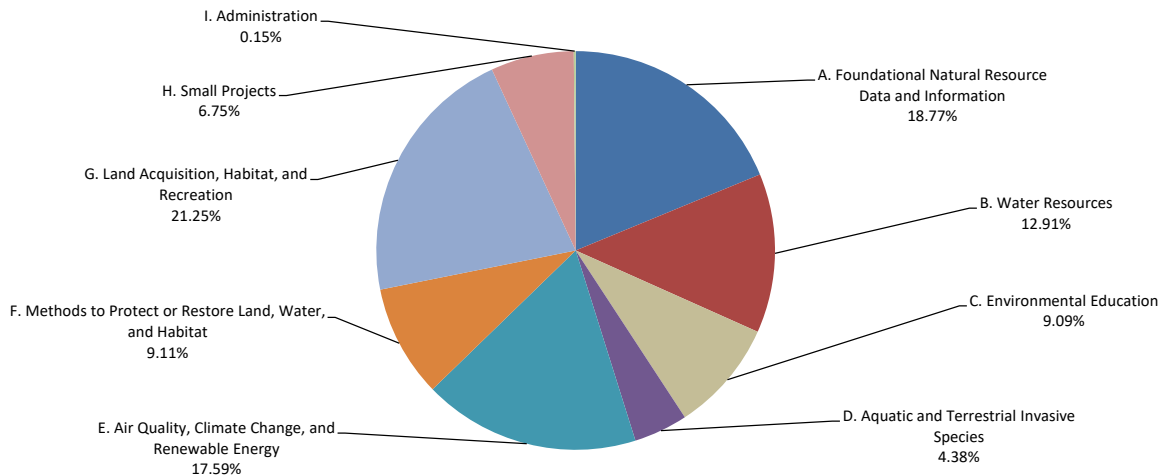
Check the LCCMR meeting schedule for the most up-to-date information and important process dates.

January 3, 2024	RFP Issued
March 27, 2024	RFP Proposal Deadline (214 proposals received totaling ~\$183 million)
June 10, 2024	Selection of Proposals for Further Consideration and Presentations
June 20-21 & 26-28, 2024	Proposal Presentations
July 31, 2024	Allocation and Recommendations
August - November 2024	Recommended Projects Undergo Work Plan Development; Research Projects Undergo Peer Review
December 4, 2024	Appropriation Language Review and Adoption

Summary of Proposals by Category

Category	\$ Request	\$ Percent	# Proposals	# Percent
A. Foundational Natural Resource Data and Information	\$34,335,000	18.75%	31	14.49%
B. Water Resources	\$23,615,000	12.89%	36	16.82%
C. Environmental Education	\$16,618,000	9.07%	20	9.35%
D. Aquatic and Terrestrial Invasive Species	\$8,006,000	4.37%	3	1.40%
E. Air Quality, Climate Change, and Renewable Energy	\$32,168,000	17.56%	19	8.88%
F. Methods to Protect or Restore Land, Water, and Habitat	\$16,655,000	9.09%	19	8.88%
G. Land Acquisition, Habitat, and Recreation	\$38,860,000	21.22%	25	11.68%
H. Small Projects	\$12,342,000	6.74%	60	28.04%
I. Administration	\$280,000	0.15%	1	0.47%
Total	\$183,149,000	100%	214	100%

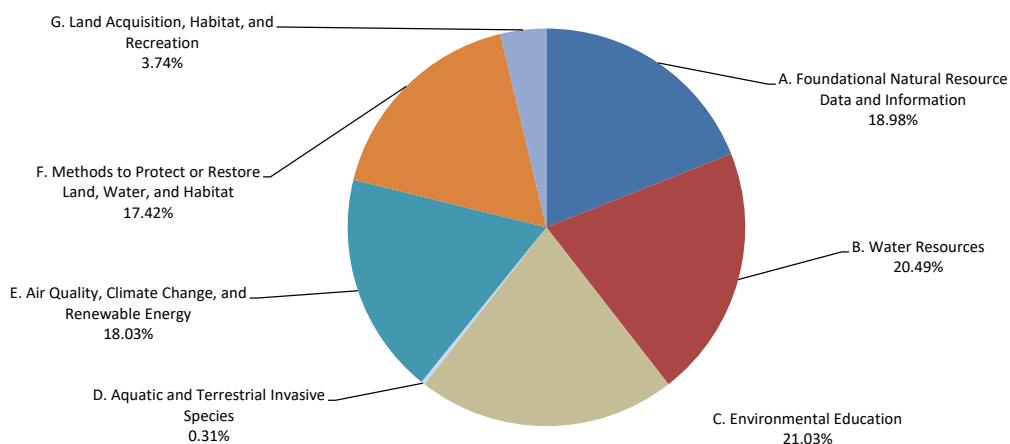
% of Total \$ Request by Category



Summary of Category H Proposals by Subcategory

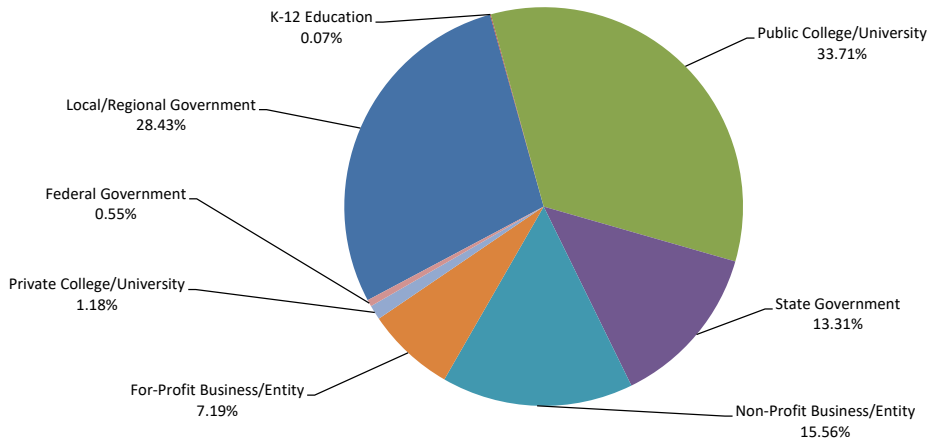
Subcategory	\$ Request	\$ Percent	# Proposals	# Percent
A. Foundational Natural Resource Data and Information	\$2,302,000	18.98%	11	18.33%
B. Water Resources	\$2,485,000	20.49%	13	21.67%
C. Environmental Education	\$2,550,000	21.03%	13	21.67%
D. Aquatic and Terrestrial Invasive Species	\$38,000	0.31%	1	1.67%
E. Air Quality, Climate Change, and Renewable Energy	\$2,186,000	18.03%	9	15.00%
F. Methods to Protect or Restore Land, Water, and Habitat	\$2,112,000	17.42%	10	16.67%
G. Land Acquisition, Habitat, and Recreation	\$453,000	3.74%	3	5.00%
Total	\$12,126,000	100%	60	100%

% of Total \$ Request in Category H by Subcategory



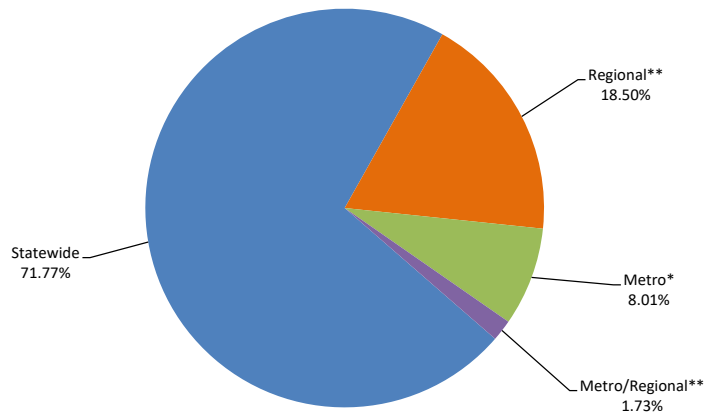
Summary of Proposals by Proposer Affiliation				
Affiliation Type	\$ Request	\$ Percent	# Proposals	# Percent
Local/Regional Government	\$52,077,000	28.43%	36	16.82%
K-12 Education	\$130,000	0.07%	1	0.47%
Public College/University	\$61,743,000	33.71%	93	43.46%
State Government	\$24,372,000	13.31%	21	9.81%
Non-Profit Business/Entity	\$28,490,000	15.56%	45	21.03%
For-Profit Business/Entity	\$13,177,000	7.19%	13	6.07%
Private College/University	\$2,160,000	1.18%	4	1.87%
Federal Government	\$1,000,000	0.55%	1	0.47%
Total	\$183,149,000	100%	214	100%

% of Total \$ Request by Proposer Affiliation



Summary of Proposals by Area of Impact				
Areas of Impact	\$ Request	\$ Percent	# Proposals	# Percent
Statewide	\$131,440,000	71.77%	157	73.36%
Regional**	\$33,879,000	18.50%	29	13.55%
Metro*	\$14,667,000	8.01%	23	10.75%
Metro/Regional**	\$3,163,000	1.73%	5	2.34%
Total	\$183,149,000	100.00%	214	100.00%

% of Total \$ Request by Area of Impact



* "Metro" region includes the 11 counties of Anoka, Carver, Chisago, Dakota, Hennepin, Isanti, Ramsey, Scott, Sherburne, Washington, and Wright.

** "Regional" means area of impact is less than "Statewide" but includes one or more regions of the state ("Northwest", "Northeast", "Central", "Southwest", or "Southeast") other than the 11-county "Metro" region.